

# Designer's Choice

Rubber Tile

MADE IN THE U.S.A.

QUICK SPEC



# ROPPE.

Proven. Flooring. Experiences.

## 1. MANUFACTURER

### Roppe Corporation

1602 N. Union Street

P.O. Box 1158

Fostoria, Ohio USA 44830-1158

t: (419) 435.8546 | tf: (800) 537.9527

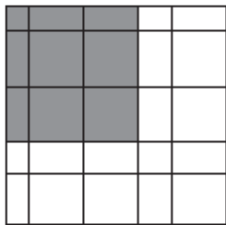
f: (419) 435.1056

E-mail: [sales@roppe.com](mailto:sales@roppe.com) | Internet: [www.roppe.com](http://www.roppe.com)


## 2. PRODUCT DESCRIPTION

The design possibilities are almost limitless with Designer's Choice. Its 11 geometric shapes available in 1/8" (3.175 mm) **Smooth, Hammered or Textured Designs** make it an attractive option for personalized flooring applications. Use one of our designs to make your flooring come alive, or create a unique look all your own with durable and attractive Designer's Choice. The colors coordinate with other Roppe products and can be mixed and matched with tile, treads, wall base and accessories. This product is a resilient, homogeneous, rubber tile which provides excellent resistance to abrasion, chipping, cracking and permanent indentations and yet provides fast and economical installation. It is great for use in healthcare, retail, office buildings, hospitals, laboratories and schools.

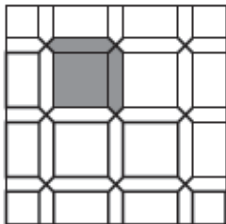
### Designer's Choice Patterns



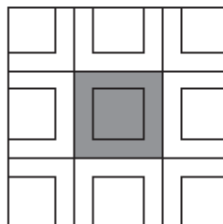
matrix 100



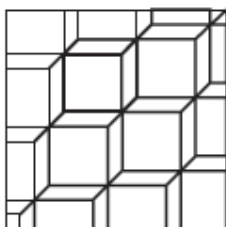
striata 102



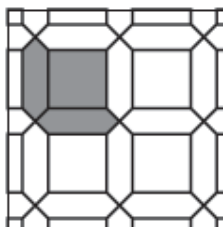
nuevo 104



tuscany 105

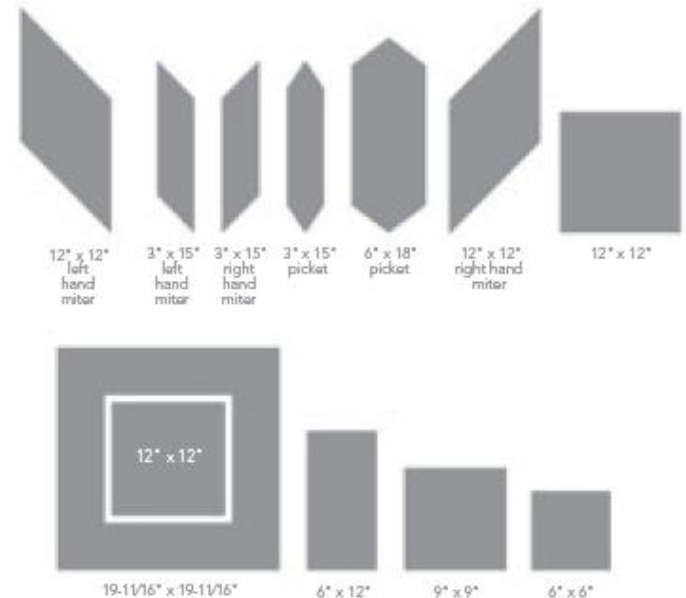


optic 110



basketweave 111

### Designer's Choice Shapes



## 3. TECHNICAL DATA

### Product Classification

- ASTM F 1344 – Rubber Tile; Type 1 A & B, Grade 1

### Fire Testing Information

- ASTM E 648 (NFPA 253), Critical Radiant Flux - Class 1, > .45 W/cm<sup>2</sup>
- ASTM E 662 (NFPA 255), Smoke Density - <450

### General Performance Information

- ASTM D 2047, Slip Resistance - > 0.60 Dry & Wet
- ASTM F 970, Static Load - 250 PSI, < .005" Indentation
- ASTM F 925, Resistance to Chemicals - Passes, Complete List Available
- ASTM F 1514, Heat Stability of Color -  $\Delta E < 8$  Avg
- ASTM D 3389, Abrasion Resistance - < 1 gram loss @ 1,000 cycles
- ASTM F 2199, Dimensional Stability - < 0.15% MD & AMD

## 4. BENEFITS & LIMITATIONS

- **PVC Free**
- Contains 10% **natural rubber**, a renewable resource.
- Can be installed over substrates containing **Radiant Heat** as long as operational temperatures do not exceed 85°F (30°C).
- Can be **flash coved** and **heat welded** (some profiles not suitable) for sanitary applications.
- Roppe Rubber Tile is **lot controlled**; material from different lot control numbers should not be combined unless shade variation is acceptable.
- Roppe does not recommend the use of **floor finishes** or sealers of any kind since desired appearance can be maintained using standard maintenance procedures. If





desired, **floor finishes** designed for Rubber Flooring can be used but keep in mind the slip resistance information and maintenance procedures will change from the published information.

- Not to be used in **Commercial Kitchens** or other areas subjected to animal, vegetable or petroleum based oils and solvents, **Residential Kitchens** are acceptable areas for installation with proper maintenance.
- Not to be used in areas subjected to sharp **spikes, cleats, sharp wheels, stiletto heels** or other objects that could damage the flooring.
- Not to be used in direct contact with heat sources or in **outdoor** applications.
- Staining may occur if allowed to remain in contact with strong **staining** agents such as tires, walk-off mats, disinfectants, cleaning agents, pesticides or other chemicals (solid, liquid or gas).
- Long term, extended or excessive exposure to **UV Heat & Light** can cause discoloration or other undesirable affects, so use caution or window treatments in these areas.
- As rubber tile **ages**, color will darken with exposure to environmental elements, some shading should be expected with repairs from attic stock material.
- Use appropriate **floor protection devices** for resilient flooring on all furniture or fixtures.
- Roppe recommends all furniture placed on flooring have **contact points** with a minimum diameter of 1" and contain a smooth Stainless Steel, Teflon or Felt pad for contact.
- Roppe recommends all furniture placed on the flooring containing **castors** to have a minimum of 1" wide flat surfaces at the contact point.
- Roppe recommends all **rolling chairs** have castors designed for resilient flooring that are not damaged. It is also recommended to use a chair pad designed for resilient surfaces.
- **Dragging or improperly moving** furniture or equipment across the surface of the tile can cause permanent damage.

## 5. INSTALLATION

- Read all literature concerning the product description, product limitations, substrate preparation, adhesive information, adhesive application, product installation procedures and warranty before installation.
- Deliver all materials to the installation location in its original packaging with labels intact and remove any plastic stretch wrap and do not stack materials.
- Inspect all material for proper type and color prior to installation.
- Store products in a dry area protected from the weather on a smooth, flat, dry surface with temperatures maintained between 65° F (19° C) and 85° F (30° C).
- Inspect all substrates prior to installation.
- All substrates must be clean, smooth, permanently dry, flat, and structurally sound.

- The substrate must be free of moisture, dust, sealers, paint, curing compounds, parting agents, residual adhesives, adhesive removers, hardeners, resinous compounds, solvents, wax, oil, grease, asphalt, gypsum compounds, alkaline salts, excessive carbonation or laitance, mold, mildew, any other extraneous coatings, films, materials and all other foreign matter which might interfere/restrict proper adhesive bonding.
- In renovation or remodel work, remove all existing adhesive residue so that 100% of the overall area of the original subfloor/substrate is exposed.

## Approved Adhesives for Installation

Select the appropriate adhesive for your installation, substrate and use. With any adhesive selection ensure that proper moisture and pH testing is performed and results are below limits listed below. A bond test should be performed at least 72 hours prior to the scheduled installation to ensure the substrate is suitable.

### • 2100 Spray-Grip Adhesive for Rubber Tile

- Follow Label Instructions for Porous & Non-Porous Substrates
- ASTM F 1869-11; Calcium Chloride Method, 8 lbs.
- ASTM F 2170-11; Relative Humidity Method, 90%
- pH, 11 or less
- Low Peel Strength | High Sheer Strength when cured
- Heavy Foot Traffic, Light Point & Rolling Loads, Consistent Temperatures, No Topical Moisture
- VOC Information, 0 g/L Calculated
- FloorScore Certified
- CHPS Compliant
- LEED Compliant

### • 3100 Rubber Tile & Tread Adhesive

- Follow Label Instructions for Porous & Non-Porous Substrates
- ASTM F 1869-11; Calcium Chloride Method, 5 lbs.
- ASTM F 2170-11; Relative Humidity Method, 80%
- pH, 10 or less
- Medium/High Peel Strength | Medium Sheer Strength when cured
- Heavy Foot Traffic, Light/Medium Point & Rolling Loads, Consistent Temperatures, No Topical Moisture
- VOC Information, <1 g/L Calculated
- FloorScore Certified
- CHPS Compliant
- LEED Compliant

### • 6100 Sports Flooring Adhesive

- Follow Label Instructions for Porous & Non-Porous Substrates
- ASTM F 1869-11; Calcium Chloride Method, 5 lbs.
- ASTM F 2170-11; Relative Humidity Method, 80%
- pH, 9 or less
- High Peel Strength | High Sheer Strength when cured



*Designer's Choice*

*Rubber Tile*

**MADE IN THE U.S.A.**

**QUICK SPEC**



**ROPPE.**

Proven. Flooring. Experiences.

- Heavy Foot Traffic, Heavy Point & Rolling Loads, Inconsistent & Extreme Temperatures, Topical Moisture
- VOC Information; Combined, 17 g/L Actual
- Green Label Plus Certified
- CHPS Compliant
- LEED Compliant

● **7100 Low Viscosity Epoxy Adhesive**

- Follow Label Instructions for Porous & Non-Porous Substrates
- ASTM F 1869-11; Calcium Chloride Method, 5 lbs.
- ASTM F 2170-11; Relative Humidity Method, 80%
- pH, 9 or less
- High Peel Strength | High Shear Strength when cured
- Heavy Foot Traffic, Heavy Point & Rolling Loads, Inconsistent & Extreme Temperatures, Topical Moisture
- VOC Information; Combined, 8 g/L Actual
- Green Label Plus Certified
- CHPS Compliant
- LEED Compliant

● **7200 Urethane Epoxy Adhesive**

- Follow Label Instructions for Porous & Non-Porous Substrates
- ASTM F 1869-11; Calcium Chloride Method, 5 lbs.
- ASTM F 2170-11; Relative Humidity Method, 75%
- pH, 9 or less
- High Peel Strength | High Shear Strength when cured
- Heavy Foot Traffic, Heavy Point & Rolling Loads, Inconsistent & Extreme Temperatures, Topical Moisture
- VOC Information; Part A, .13 g/L, Part B, 2.4 g/L, Combined, 1.211 g/L Calculated
- Green Label Plus Certified
- CHPS Compliant
- LEED Compliant

**6. MAINTENANCE**

- Auto Scrubber with white pads and a mild solution of Neutral pH cleaner\*
- Initial cleaning 72 Hours after installation
- Daily sweep & Vacuum to remove loose dirt & debris

**7. AVAILABILITY AND COST**

Products are available through Roppe distributors. Contact Roppe Customer Service (800) 537-9527 or visit

[www.roppe.com](http://www.roppe.com).

**8. TECHNICAL ASSISTANCE**

Technical service information and assistance may be obtained by calling Roppe Customer Service at 1-800-537-9527, or by visiting

[www.roppe.com](http://www.roppe.com).

**Samples** may be obtained by may be obtained by calling Roppe Customer Service at 1-800-537-9527, or by visiting

[www.roppe.com](http://www.roppe.com).

**9. LIMITED WARRANTY**

Limited One (1) Year Manufacturer's Warranty

Limited Five (5) Year Commercial Wear Warranty

**\*For complete substrate preparation, installation, maintenance instructions and/or warranty please visit**

[www.roppe.com](http://www.roppe.com)

